



## This Issue

- Cindy Grisdela Workshop.....Oct.18<sup>th</sup>
- Philanthropy Workshop.....Nov. 9<sup>th</sup>
- WQ Officer & Chairman Reports
- Call for Entries
- Neighborly Guild Calendar
- WQ Member Articles
- Bylaw Changes



## Quarterly Meeting

**Saturday, October 19, 2019**

**Cindy Grisdela**

**“Playing With Color”**

**St. Andrew's Lutheran Church,  
11555 National Blvd,  
Los Angeles, CA 90064.**

9:30am Social Tim & Demo  
10:00 Guild Business & announcements  
10:55am Show & Tell  
11:15 am Speaker  
12:15 pm Adjournment



shutterstock - 81319225



## Up Coming Workshops & More

- **Cindy Grisdela** “Artful Improv” **Friday, October 18<sup>th</sup>** workshop still has a few openings! Check out her awesome website... [www.cindygrisdela.com](http://www.cindygrisdela.com)
- **Cindy Grisdela’s** is an award-winning artist who’s happiest in her studio surrounded by piles of colorful fabrics. Her **“Playing with Colors”** lecture **Saturday, October 19<sup>th</sup>** will take away some of the mystery about choosing colors effectively for your quilts. Not sure what colors “go” together? This is the lecture to reduce your stress about color!
- Annual WQ **Fabric Sale at October 19<sup>th</sup>** Quarterly Meeting.
- WQ **Philanthropy Day November 9<sup>th</sup>!!** Mark your calendars.
- Registration forms for classes and membership renewal can be downloaded from the Westside Quilters website.
- Road2CA special SCCQG exhibit details on pages 12 & 13
- Bylaw changes will be voted on at the Quarterly Meeting



# ***PRESIDENT'S MESSAGE***

I have been talking to myself a lot lately. Here are some of the things I say, "slow down, relax, everything will be fine". Can you guess what that conversation is about?

Well here goes.....I have been thread painting. I painted a flower on fabric, it came out fine, but now for the next step I needed to figure out how to enhance my flower.

I threaded up my machine and tried to recall what some of my teacher had said.

Then I got the idea to check out the internet. I went to YouTube, and found just the help I needed.

I definitely need more practice, but I lowered the feed dogs, did a lot of color changing and kept my shoulders away from my ears and sewed.

Not too scary and a fine first attempt.

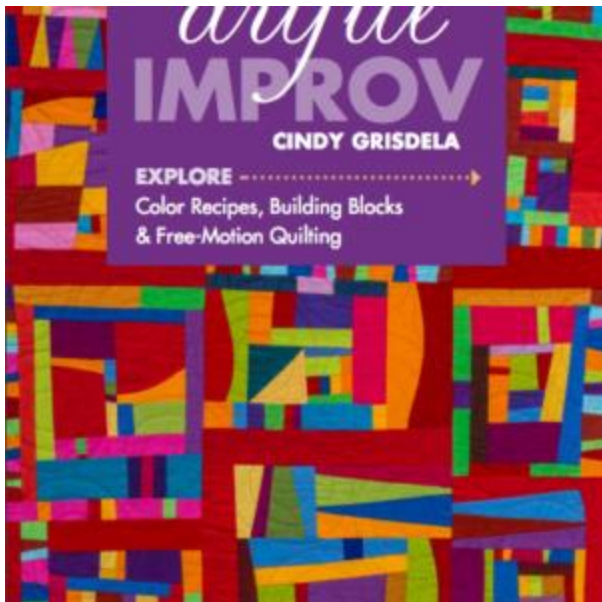


Roberta Walley  
President Westside Quilters





# WESTSIDE QUILTERS



Westside Quilters presents a workshop with

**Cindy Grisdela**

## "Artful Improv - Permission to Play!"

Friday, October 18, 2019

9:30 am – 3:30 pm

**St. Andrew's Lutheran Church,  
11555 National Blvd,  
Los Angeles, CA 90064.**

**Workshop fee: \$85.00** for all

Learn to create your own original quilts with no pattern using improvisational piecing techniques. Students will learn to let go of the “rules” and piece blocks in an intuitive, free form fashion. We will explore contemporary improv blocks, improv circles, and angled stripes, plus insets and curved strips. Use strips and scraps to add interest and make your design your own. There’s no measuring or precise cutting and each quilt will be unique.

We will discuss color choices and using simple design principles to create an original dynamic composition. The extended class goes into these ideas in more depth, as well as discussing quilting options and alternative finishing techniques.

Basic sewing skills and a machine in good working order necessary. Best for intermediate to advanced quilters ready to take the next step to creating original designs. The quilt shown is an example of a quilt I’ve made using the techniques taught in this class.

Any questions? You can email me directly at [pk@afewgoodideas.com](mailto:pk@afewgoodideas.com)  
Or leave a message on my cell phone 213-494-7586

Program co-chairs Pat Karasick and Linda Lardy



**Cindy Grisdela**  
**Contemporary Art Quilts**  
Reston, VA

[www.cindygrisdela.com](http://www.cindygrisdela.com) 703-402-3116 [cindy@cindygrisdela.com](mailto:cindy@cindygrisdela.com)

**Artful Improv – Permission to Play!**



## Supply List

Choose a color recipe—for example, warm colors like red, orange, yellow, or cool colors such as blue, green, purple. Or you can use an “anything goes” color recipe. Include different values of your colors—light, mediums and darks—as well as a contrasting color to add interest. Fabrics can be solids, batiks, small scale prints, or a combination.

This is a scrappy process, so you'll **need 8-12 fat quarters** to explore these improv techniques—Improv Log Cabin style blocks, Improv circles, Angled Stripes, Curved Strips and Insets. You may include scraps of various sizes too if you have them.

- Sewing Machine with manual
- Rotary cutter and mat
- Rulers – suggest 6" square and 6" x 12"
- Scissors
- Neutral thread
- Batting 20"-24" square to design and transport your quilt -
- Extra lighting and a portable iron and ironing surface if you need them (optional)
- \*optional but helpful - *Artful Improv: Color Recipes, Building Blocks & Freemotion Stitching* by Cindy Grisdela (Instructor will have books for sale.)

If you have any questions, please contact Cindy at [cindy@cindygrisdela.com](mailto:cindy@cindygrisdela.com)





## PHILANTHROPY

Mark your calendars for **Saturday, November 9<sup>th</sup>**  
**Philanthropy workshop!!!**

### Philanthropy Day.....

**Saturday, November 9th**  
**9:30 A.M. – 3:30 P.M**

**LAPD - West Traffic /West Bureau Building,**  
**4849 W. Venice Blvd.,**  
**Los Angeles, CA 90019.**

Hello WQ members,

Thanks to everyone for continuing to work on sewing scraps together for the **Philanthropy Workshop on November 9th**. The finished strip sets should measure 7 x 20 and can be as scrappy as you like! We will be sewing the strip sets into squares at the workshop.



The **Annual Fabric Sale** will be at the quarterly meeting on **October 18th** at St Andrew's Lutheran Church. This is always a great reason to look through your stash and donate any extra fabric or quilting supplies to a good cause, and of course a perfect excuse to acquire something new on the day.....

If you have any questions, please email us at [Philanthropy@WestsideQuiltersLosAngeles.org](mailto:Philanthropy@WestsideQuiltersLosAngeles.org).

Thank you!  
Lisa Drew, Virginia Marshall, and Nancy Kawahara, Philanthropy Co-Chairs

## **Leadership.....**

### UFO's

We all have them: UFO's (Unfinished Objects) or, if you prefer, WIP's (Works In Progress). There are myriad reasons for not finishing a project: no deadline, didn't love the fabric we pulled, got bored making repetitive blocks, lost a chunk of sewing time and never caught up, got distracted by a new project or one that DID have a deadline, just plain don't feel it is worth finishing, etc. Sometimes I tell myself I won't start another project until I finish a UFO. Sometimes that works, but often it doesn't.

What to do? How to tackle the problem? Well, may I be so bold as to suggest several possible solutions:

1. Set it aside, but schedule a time to look at it again. You might see it in a new light, rediscover it if you will. If you find then that you now love it (or at least LIKE it a lot!), you are much more likely to finish it. And if you finish one UFO, you are more likely to want to finish another.
2. Throw it out. Yes, I actually have done that with a couple of projects that sat around for years and bothered me every time I saw them in the closet. It is OK to decide that the WIP is not worth finishing, and getting rid of it can free up mental space for a new project. In other words, give yourself a break and move on.
3. Give it away. Maybe you don't like it, don't want to finish it, can't bear the thought of throwing it away. Put it in a plastic bag and bring it to the guild's fabric sale on October 19<sup>th</sup> at St. Andrew's Lutheran Church. Say goodbye to it and let it go!
4. Cut it up and use the pieces to create something new.

If you don't have any UFO's (really?!?!?), you can totally disregard this column. But if you do, maybe now is the time to pledge to deal with some of those WIP's. And if you have other suggestions for dealing with the problem, why not share those ideas with the rest of us?

Barbara Marom-Pollack  
Vice President

## **FABRIC EXTRAVAGANZA October 19th Meeting**



At our October 19<sup>th</sup> general meeting, everyone is invited to the fabulous fabric fundraiser. Hooray! This year we are asking for fabric, books, and notions. If you want a pick-up for a big donation, please email. Plan on donating twice to the guild: bring fabric you aren't going to use and use cash when you can't resist another's donation. Feel good at clearing space in your sewing room and raising money for the guild. This really can help.



## TREASURER

Karynn Dittmar, Treasurer

<b>OPENING BALANCE AS OF 6/1/19</b>		<b>8439.78</b>
<b>INCOME</b>		
Membership Dues / Donations	2850.00	
Workshop Fees	2470.00	
Bank Adjustment	0.00	
Guest Fees	0.00	
Fabric Sale Fundraiser	0.00	
Amazon	21.69	
<b>TOTAL INCOME</b>		<b>5341.69</b>
<b>EXPENSES</b>		
Workshop Expense	4152.92	
General Meeting Expense	0.00	
Charitable Contributions	0.00	
Administrative Expenses	0.00	
Mileage reimbursement	262.00	
SCCQG Insurance	10.00	
Website	220.25	
PO Box Rental	154.00	
Philanthropy / Ed. Expense	0.00	
Printing / Promotion / Admin.	0.00	
Square Up Fees	25.02	
Government Fees	0.00	
<b>TOTAL EXPENSE</b>		<b>4824.19</b>
<b>NET INCOME</b>		<b>517.50</b>
<b>CLOSING BALANCE as of 9/30/19</b>		<b>8957.28</b>



## MEMBERSHIP

Thank you all for being so patient waiting for your Westside Quilters membership cards for the year 2019-2020. Hopefully you have received your renewal cards by the time you read this newsletter. We are looking forward to our next meetings at St. Andrews Church and many more exciting workshops.

Luann Jaffe  
Membership Chairperson

If you have any questions regarding membership please contact me either through the web or [luannjaffe42@gmail.com](mailto:luannjaffe42@gmail.com)



### Easy Money for WQ:

We want to remind you that Amazon will pay Westside Quilters 0.5% of purchases as an eligible charitable organization. When you log in to your Amazon account, please select Westside Quilters as your charity in Amazon Smile. If you received an email stating that you need to select a new charity since Westside Quilters had not supplied their bank information update, please check to see if you need to register again. The situation has been resolved.

If you have any problems, please contact Karynn Dittmar, Treasurer.

# happy birthday

Newmann, Evi	10/4
Morris, Elizabeth	10/4
Kawahara, Nancy	10/6
Drew, Lisa	10/15
Killingsworth, Eva	10/16
Lauterbach, Sandra	10/16
Giancola, Kimberly	10/22
Daniel, Sonja	10/23
Bommarito, Stephania	10/24
Woods, Sue	10/29


## WEBSITE:

Lots of photos have been posted to [www.westsidequilterslosangeles.org](http://www.westsidequilterslosangeles.org) from the "Watercolor Strip Quilt" workshop we enjoyed with Mary Tabar on September 7th. So many interesting designs from those strip sets!

And just so you know - all the information on upcoming program venue addresses and directions can also be found on the website. Be sure to check it out. In October we are at St. Andrews!

One last thing... There have been a lot of requests for longarm quilter referrals coming through our website email. So if you are a longarmer and are happy to be paid to do so or you are willing to donate your time for charity pieces, please send your name and contact info to [westsidequilters@yahoo.com](mailto:westsidequilters@yahoo.com) and you will be put on the list for referrals.

Sally Wright, Website Manager



## Advice from a Singer Sewing Machine Manual from 1949

*Prepare yourself mentally for sewing.*

*Think about what you are going to do. Never approach sewing with a sigh or lackadaisically. Good results are difficult when indifference dominates. Never try to sew with a sink full of dirty dishes or beds unmade.*

*When there are urgent housekeeping chores, do these first so that your mind is free to enjoy your sewing. When you sew, make yourself as attractive as possible. Put on a clean dress. Keep a little bag of French chalk near your sewing machine to dust your fingers at intervals. Have your hair in order, powder and lipstick put on. If you are constantly fearful that a visitor might drop in or your husband will come home, and you will not look neatly put together, you will not enjoy your sewing.*





Picking Mrs. Bobbins out of a crowd has always been really easy.



## WORKSHOP REGISTRATION

First, please email your intent to attend a workshop to: [Programs@WestsideQuiltersLosAngeles.org](mailto:Programs@WestsideQuiltersLosAngeles.org) at the **WQ** website, choose *Calendar* and scroll down to individual workshops. See the link to the Workshop Registration Form (which you can fill in on-line and then print) and the supply list. **See the workshop no-refund policy (substitutions allowed) shown on the Workshop Registration Form.**

WQ will hold your space at the workshop for 14 days to allow time to mail Registration Form and payment to the WQ post office box. For last-minute registrations, contact the Program Chair ASAP. **Credit cards/debit cards now accepted.** Non-members pay a \$15.00 surcharge. Supply lists for all classes can be found on the Calendar page at [www.WestsideQuiltersLosAngeles.org](http://www.WestsideQuiltersLosAngeles.org). The class sessions are from 9:30am to 3:30pm.



## ***Calls for Entry Special Opportunity...***

This month I'd really like to feature the **Southern California Council Exhibit celebrating the 25 year anniversary of Road to California**. If you've ever wanted the satisfaction of seeing your quilt hanging at Road this is a great opportunity. If you follow the rules of entry you will have an excellent chance of getting that lovely acceptance email! The quilt needs to be 32" W X 36" H. It has to be inspired by a class you took at Road, use fabric or thread or a pattern you purchased at Road or be inspired by a pattern or book you purchased at Road. That's a pretty easy bar to make. It can be an art quilt, but it could also be a traditional or modern quilt made from that charm pack or layer cake you bought a few years ago and never used. A simple pattern and there you are! It's not King Size! You can do it. We would love to see lots of WQ members represented. I'm working on my entry as we speak! If this is your first try at entering a big show, this is a great opportunity to get your feet wet. The Call for Entry requirements and the entry form are here in the Newsletter and also available for download on the home page at:

[www.westsidquilterslosangeles.org](http://www.westsidquilterslosangeles.org) . The deadline for postmarked entry is November 1st.

I'd also like to draw attention this call from the **Glendale Quilt Guild** which sounds like a great local opportunity...

The **Glendale Quilt Guild** will present a quilt show at the Glendale Civic Auditorium on March 28/29, 2020. The show will include a special exhibit, **The Thread of the Story**, quilts with narratives. The stories of these quilts will have particular historical/cultural/social significance for the families who treasure them. We want to exhibit quilts that illustrate a historical event or journey or pilgrimage or celebration or natural wonder, as examples. If your family has a story quilt and you are willing to exhibit the quilt and its story, please contact **Hester Bell** by email or phone (**hbell@rsabg.org** or **626-794-1790**). Please be prepared to send dimensions and a photo or photos of your quilt along with a brief summary of the quilt's story. Quilts will be exhibited in a secure, air-conditioned facility. There is no submission fee to exhibit story quilts. Glendale Quilt Guild will not pay to exhibit a quilt. All decisions about inclusion of a quilt in this exhibit will be made by Hester Bell (exhibit organizer) and Rasa Read (quilt show chairwoman).

Sally Wright

## ***Calls for Entry***

For some great information from a veteran on how to get your work shown see this blog entry from Sue Bleiweiss <https://suebleiweiss.blog/2018/06/14/getting-your-work-out-there/>

I also recommend this blog post from Lyric Kinard on how to choose venues to display your work - <https://lyrickinard.com/2019/05/showing-your-work-choosing-venues/> In fact, there is a whole series of blog posts on getting your work out there that is well worth your time.

Continuing our notifications for ways to display your quilts and textile pieces to a wider audience... Entering shows is not difficult, but to begin here are a few guidelines:

- Always make sure you read everything in the call including the calendar, requirements, rules, etc. Especially the rules! Will save headaches and disappointment later on.
- Keep a record on your entries so you won't be caught with a quilt needing to go two places at once. Having to remove a quilt from a show or exhibit because you misread the exhibition dates is a no-no. Ask me how I know...
- Having a great photo of your quilt - straight on, in focus, not on a bed or held up showing hands and feet, super important. There is lots of great info on quilt photography on line. Google!
- Don't be intimidated or depressed by a rejection! There are lots of different reasons why a quilt doesn't fit into a specific show. It is usually not because your quilt is bad!

The calls below are just a sample of the many opportunities out there. For more search "Fiber Art Calls for Entry" or "Quilt Calls for Entry"

**Between The Threads**, Webster Arts, St. Louis MO. <https://www.webster-arts.org/between-the-threads-call-for-art>

Entry Deadline October 11, 2019

**Art Quilt Elements 2020**, Wayne, PA. March 29 – May 2, 2020  
<http://www.artquilelements.org> Entry Deadline, October 13, 2019

**AQS Quilt Week Daytona**, <http://www.quiltweek.com/contest/> Entry Deadline October 18, 2019

**Challenge 2020: Honoring Road to California**, Southern California Council of Quilt Guilds is accepting entries for an exhibit at Road to California, January 23 - 26, 2020. Exhibit entries are limited to SCCQG members of Member Guilds or Affiliate Members only. For its 25th Anniversary Road to California is challenging local guilds members to create a quilt that is inspired by this wonderful quilt festival and features a technique that was learned in a Road to California workshop or uses a pattern/book and/or fabric purchased from a vendor at Road to California during the years 1995 – 2019. Entry form: [https://media.rainpos.com/5738/2020\\_entry\\_form\\_road\\_to\\_ca.pdf](https://media.rainpos.com/5738/2020_entry_form_road_to_ca.pdf)  
Entry Deadline November 1, 2019

**New Quilts From an Old Favorite: Wheel of Fortune** December 6, 2019 – January 31, 2022 (traveling)  
<https://quiltmuseum.org/education/contests/new-quilts-old-favorites/>  
Entry Deadline November 4, 2019

**AQS Quilt Week**, Lancaster, PA <http://www.quiltweek.com/contest> February 21 – March 28, 2020  
Entry Deadline November 8, 2019

**The Artist as Quiltmaker XIX**, Oberlin, OH. April 21 – July 26, 2020  
<http://www.favagallery.org/aqm-artist-as-quiltmaker.html>  
Entry Deadline December 1, 2019

**QuiltCon 2020** – Members of the Modern quilt Guild - Austin, TX  
February 20-23, 2020 <http://www.quiltconeast.com/about/>  
Entry Deadline December 2, 2019

**American Quilters' Society** – AQS QuiltWeek Paducah, KY April 22-25, 2020  
<http://www.quiltweek.com/contest/>  
Entry Deadline Dec 6, 2019



Questions? Contact Sally Wright at [sally@sallywrightquilts.com](mailto:sally@sallywrightquilts.com)



# Call for Quilts SCCQG's.....

## Challenge 2020: Honoring Road to California

Southern California Council of Quilt Guilds is accepting entries for an exhibit at Road to California, January 23 - 26, 2020. Exhibit entries are limited to SCCQG members of Member Guilds or Affiliate Members only. *(All Westside Quilter members are automatically SCCQG members).*

Road to California is celebrating its 25th Anniversary in 2020. You are challenged to create a quilt that is inspired by this wonderful quilt festival and features a technique that was learned in a Road to California workshop or uses a pattern/book and/or fabric purchased from a vendor at Road to California during the years 1995 – 2019.

The challenge quilts must be made during 2019. They must also be created by the exhibitor but may be quilted by another person.

Entry requirements are as follows (please read carefully):

- The entry must have been made and finished in 2019 and be in excellent condition.
- Entry forms are available at [www.sccqg.org](http://www.sccqg.org)
- The entry form must be filled out completely and must be postmarked by November 1, 2019.
- Entry forms must include a stamped, self-addressed business-size envelope.
- Entry forms must also include two 4"x6" (only) color pictures (both the full quilt and a detailed close-up) with the following information on the back of each photo: title of quilt and your name.

Questions may be emailed to [quiltwizard1024@gmail.com](mailto:quiltwizard1024@gmail.com)

**Quilt Dimensions (W) 32" X (H) 36"**: All quilts must be of the exact dimensions.

*Your quilt needs to have a four-inch sleeve attached to the top back of the quilt. A label must be on the lower right corner backside of your quilt that includes the name of the quilt, your name, and address.*

Entries missing any of the above will be eliminated from consideration.

### Time Table

#### **November 1, 2019**

Entry form, pictures, self-addressed stamped envelope must be received or postmarked no later than Thursday, November 1, 2019. Photographs will not be returned for any of the entries.

#### **December 1, 2018**

Notification letters will be mailed by this date. Accepted entries will receive instructions for quilt shipment.

#### **January 13, 2019**

Accepted quilts must be received by Southern California Council of Quilt Guilds for exhibition. Quilts may not arrive before January 13, 2020 nor later than January 17, 2020.

#### **January 23-26, 2019**

Quilts will be displayed as part of the **Honoring Road to California Quilt Exhibit** at Road to California, Ontario Convention Center, Ontario, California. **January 29, 2019 to February 1, 2020**  
Quilts will be shipped/returned to participants.



---

## Challenge 2020: Honoring Road to California Entry Form

Name of Maker Quilted By

---

Address City/State/Zip Code

---

Phone Number Home/Cell e-mail address

---

Member of Quilt Guild(s)

---

Quilt Name **Quilt Dimensions (W) 32" X (H) 36"**

---

Brief Description of quilt for show signage

Inspiration for this quilt featuring a technique that was learned in a workshop (workshop title, teacher), using a pattern/book (name of pattern/book title, author, publisher, project title), and /or a fabric purchased from a vendor at Road to California during the years 1995 – 2020.

**Please mail your entry form (one per person), two (2) photographs (full view and close-up), and self-addressed stamped envelope to:**

**Stephania Bommarito  
18924 Patronella Avenue  
Torrance, CA 90504**

**Entry must be postmarked by November 1, 2018**  
*Keep a copy of this form for your records!*

---

Note: Go to SCCQG website for official form with fillable fields.



## A NEIGHBORLY GUILD CALENDAR

### October 2019

October 2 Santa Monica Quilt Guild <a href="http://www.santamonicaquiltguild.org">www.santamonicaquiltguild.org</a>	Tiffany Hayes
October 9 Orange County Quilters Guild <a href="http://www.orangecountyquiltersguild.com">www.orangecountyquiltersguild.com</a>	<u>Rami Kim</u> Workshop: <i>Octagon Play</i>
October 9 Simi Valley Quilt Guild <a href="http://www.simivalleyquiltguild.org">www.simivalleyquiltguild.org</a>	<u>Susan Wade</u> , Program: <i>An Artistic Journey</i>
October 14 San Fernando Valley Quilt Association <a href="http://www.sfvqa.net">www.sfvqa.net</a>	Program: Open 'Sewcial'
October 14 LA Modern Quilt Guild <a href="http://www.lamqg.blogspot.com">www.lamqg.blogspot.com</a>	<u>Meeting</u> - 2 <sup>nd</sup> Monday of the month
October 16 Glendale Quilt Guild <a href="http://www.glendalequiltingguild.org">www.glendalequiltingguild.org</a>	<u>Paula Reed</u> Program: The 10 Commandments of Successful Machine Quilting
October 16 South Bay Quilters Guild <a href="http://www.southbayquiltersguild.org">www.southbayquiltersguild.org</a>	<u>Kimberly Einmo</u> Workshop: Kimberly's most popular class using 2 ½" strips
October 18 & 19 Westside Quilters <a href="http://www.WestsideQuiltersLosAngeles.org">www.WestsideQuiltersLosAngeles.org</a>	<b><u>Cindy Grisdela</u></b> <b>Program: "Playing with Color"</b> <b>Workshop: "Artful Improv"</b>
October 20 African American Quilters of Los Angeles <a href="http://www.easysite.com/aaqla">www.easysite.com/aaqla</a>	<u>Meeting</u> – third Sunday of the month
<b>November 2019</b>	
November 6 Santa Monica Quilt Guild <a href="http://www.santamonicaquiltguild.org">www.santamonicaquiltguild.org</a>	<u>Gwen Weedon</u> <i>Lecture</i>
November 9 Westside Quilters <a href="http://www.WestsideQuiltersLosAngeles.org">www.WestsideQuiltersLosAngeles.org</a>	<b><u>Philanthropy Workshop</u></b>
November 11 LA Modern Quilt Guild <a href="http://www.lamqg.blogspot.com">www.lamqg.blogspot.com</a>	<u>Meeting</u> - 2 <sup>nd</sup> Monday of the month
November 13 Simi Valley Quilt Guild <a href="http://www.simivalleyquiltguild.org">www.simivalleyquiltguild.org</a>	<u>Meeting</u> - 2 <sup>nd</sup> Wednesday of the month
November 13 Glendale Quilt Guild <a href="http://www.glendalequiltguild.org">www.glendalequiltguild.org</a>	<u>Meeting</u> Program: Hearing from Loving Hands Recipients
November 20 South Bay Quilters Guild <a href="http://www.southbayquiltersguild.org">www.southbayquiltersguild.org</a>	<u>Kathryn Pellman</u> Workshop: Word Salad
November 23 African American Quilters of Los Angeles <a href="http://www.easysit.com/aaqla">www.easysit.com/aaqla</a>	<u>Meeting</u> 3 <sup>rd</sup> Sunday of every month

## OUT AND ABOUT

- ✂ The 5th **Annual Orange County Quilt, Craft & Sewing Festival** will be held at the OC Fair & Event Center - October 3 - 5, 2019. 10:00 am - 5:00 pm Thursday & Friday, 10:00am - 4:00 pm Saturday Admission is Free <https://quiltcraftsew.com/newsletter-guild-orange.html>
- ✂ **Kohn Gallery** on N Highland in Hollywood - **Maria Berrio** mixed-media artworks on canvas  
<https://www.studios-efanyc.org/maria-berrio>  
<http://www.artnews.com/2019/03/13/kohn-gallery-represents-maria-berrio-to-roster/>
- ✂ **African American Quilter of Los Angeles** Quilt Show November 2, 2019
- ✂ **“Egyptian Khayamiya (Appliquéd tent panels) in American Collections”** with **Prof. Samuel Bowker** (Jenny Bowker’s son), Saturday, Nov. 16, 2019, 10 a.m. Refreshments, 10:30 a.m. Program: St. Bede’s Episcopal Church: 3590 Grand View Blvd., Los Angeles, CA 90066. Just off the 10 & 405 freeways; Free parking in the church parking lot. Admission: TMA/SC members gratis; Guests \$10 at the door. For information: Cheri Hunter, President & Program Chairman, Textile Museum Associates of Southern California, Inc. H. Tel. (310) 454-8221 Email: [cherihunter@earthlink.net](mailto:cherihunter@earthlink.net)

See the **Speaker Calendar of the Southern California Council of Quilt Guilds for additional events**. Go to [www.sccqg.org](http://www.sccqg.org) scroll down to the bottom of the homepage and click on the box “Speakers” and see other SCCQG guilds and speakers into 2019.



## Editor’s Note:

Down to the wire! I have about 28 hours to send in my entry form for Road 2CA. I’m not sure if my little quilt is worthy of Road2CA, but I’ll never know if I don’t send it in. Stay tuned, thumb up or thumbs down which will it be?

Next dead line November 1<sup>st</sup>, for the SCCQG exhibition “Challenge 2020: Honoring Road to California”.

Happy Stitching,

Debbie Nussbaum  
Newsletter Editor



## Recap of Mary Tabor's Class:



A small group of dedicated Westside Quilters met at the Municipal Building in Westchester Saturday morning, September 7<sup>th</sup>. Mary had driven up from San Diego area the night before. Energized by her early morning beach walk, Mary held up quilt top after quilt top demonstrating the possibilities available from cutting up the 6 strata that the participants had pre-prepared.



Our strata cut up into first squares and then diagonally into triangles it was time to arrange them. We used the large walls and floors to our advantage, laying out our triangles making a variety of patterns. It was really fun to go around the room and see the variety. Everyone's choice of fabrics was so diverse. The day flew by with people finally getting to the sewing part.



Triangles sewn together to make squares that will be sewn into rows of colors making intricate patterns.

Amazing that just three fabrics could make such a variety of patterns. Mary also had some other patterns for sale. She has a line of whimsical animals. Mary was very generous with her time, taking an interest in

everyone's design. The 6 strata should work up to a 60"x60" quilt, just perfect for a lap or to cover a baby.







## Westside Quilters Board Meeting, August 24, 2019

President: Roberta opened the meeting at 10:00, mentioning that August was a good month for the Guild. Esterita Austin's workshop, "Sheer Faces", was a success and also attracted non-board members to attend. Esterita encouraged everyone to try something new and push their boundaries. Roberta said Esterita enjoyed the workshop too.

By-laws Committee: Sally represented the by-laws committee. A few small changes to the by-laws are needed after WQ's first 10 years. These include adding the use of email to notifications and codifying the way board members can stay for an additional term. Sally will submit the changes at the next Board meeting, they will be included in the newsletter, and then the Guild will vote on them at a quarterly meeting.

Vice President: Barbara announced that the next Southern California Quilt Guild Council's (SCQGC) meeting will be in October in Temecula.

Treasurer: WQ has \$9004.30 in our account. Karynn noted that tax and insurance meetings are coming up.

Programs: Roberta mentioned that WQ needs a new projector for our quarterly meetings - the one we are using now is old and doesn't show color well. Esterita's presentation at the last quarterly meeting demonstrated the limitations of our current projector. Barbara moved to buy a new one, Debbie seconded and the Board approved the purchase.

Pat reported that all locations for upcoming workshop and quarterly meetings are secured. Mary Tabar will be at the Municipal building in Westchester, the October workshop and quarterly meeting with Cindy Grisdela is at St. Andrew's church, and the Philanthropy sewing day will be at the West Bureau Traffic building on Venice Blvd. Pat mentioned that Cindy Grisdela is looking forward to her workshop on October 18. Also all quarterly meetings in 2020 will be held at St. Andrew's.

Roberta complimented Pat for all her work with the multiple changes in locations over the last few months. And the Board agreed.

Philanthropy: Information about the November 9 Philanthropy workshop will be in the next newsletters. Everyone is urged to keep sewing strip sets that will be sewn together at the meeting.

Newsletter: The next newsletter will have information on entry dates for the exhibit SCQGC is sponsoring at Road to California next January. Quilts should be 32x36 and use a technique learned, pattern purchased or fabric from past Road conferences.

Membership: Luann reported WQ has 72 members who are new or have renewed their membership. An email will go out to those who haven't renewed yet with a renewal form attached.

Website: Sally said photos from the August quarterly meeting and workshop are now on the website.

Future Business: The next WQ Board meeting will be October 5 at 10:00 at Roberta's house.

Meeting adjourned at 11:15.

Submitted by Terrie Dorio, Secretary

...



## Next Executive Board Meeting

The next meeting of the Executive Board will be held, October 5, 2019  
All members of Westside Quilters are welcome to attend with prior notice to  
[Pres@WestsideQuiltersLosAngeles.org](mailto:Pres@WestsideQuiltersLosAngeles.org).

### Our Mission

A new kind of guild organized for educational and charitable purposes; to promote cooperation and the exchange of ideas among quilters; to instruct members in methods and techniques of traditional and contemporary creative quilting; to serve mini-groups and their philanthropic endeavors within the community; to inspire personal achievement.

### Officers 2018-2019

President	Roberta Walley
Vice President	Barbara Marom-Pollack
Secretary	Terry Dorio
Treasurer	Karynn Dittmar
Program	Pat Karasick, and Linda Lardy
Membership	Luann Jaffe
Newsletter	Debbie Nussbaum
Philanthropy	Nancy Kawahara, Virginia Marshall, and Lisa Drew
Website Manager	Sally Wright

### Appointed Positions

<b>Hospitality</b>	Kim Ryan, Matt Randall
<b>Meeting Set-Up/Take-Down</b>	Marianne Simpson Lisa Drew and Sonja Daniel
<b>Photographer</b>	Sally Wright
<b>President Emeritus</b>	Kim Ryan

Mailing Address                      **Post Office Box 641925  
Los Angeles, CA 90064**

### Website

[www.WestsideQuiltersLosAngeles.org](http://www.WestsideQuiltersLosAngeles.org)

Facebook    **We're on Facebook. Check out the banner on the WQ website home page (lower center).**

Amazon    **There is a boxed message in the lower center of our website home page giving a direct link to Amazon. By using this link, anything you purchase earns a 4% "dividend" paid directly to WQ. *This only works if you enter the Amazon website from the WQ website link.***

iGive.com    **This is another way to benefit WQ when shopping on the Internet. Here you need to register (the iGive.com logo appears in the lower center on the WQ website home page and links you directly to iGive.com). More than 800 Internet retailers participate (Barnes & Noble, Bed Bath & Beyond, Enterprise Rent-A-Car, Lancome -- to name a few). Follow the instructions at [IGive.com](http://IGive.com).**

Non-Profit Status    **Westside Quilters is tax-exempt from Federal income tax under section 501(c)(3) of the Internal Revenue Code, and classified as a public charity under section 170 of the Code, according to the determination letter dated May 26, 2011 received from the Internal Revenue Service. The effective date of exemption is June 17, 2010. Donations to Westside Quilters are fully tax-deductible for individuals and other entities such as corporations, partnerships, trusts; Westside Quilters is qualified to accept tax deductible bequests and gifts or transfers of gifts.**

F.E.I.N.    **27-3145733  
(Federal Employer Identification Number)**



**Note: Bylaw changes will be voted on at the October 19<sup>th</sup> Quarterly Meeting. Changes are in RED and parts being deleted are crossed out.**

## **BYLAWS**

### **Table of Contents**

<i>Article 1</i>	<i>Name of Corporation</i>
<i>Article 2</i>	<i>Purpose of this Corporation</i>
<i>Article 3</i>	<i>Philanthropy, Education &amp; Service</i>
<i>Article 4</i>	<i>Membership: Category, Dues, Renewal Requirements</i>
<i>Article 5</i>	<i>Voting Rights, Nominations, Elections</i>
<i>Article 6</i>	<i>Board of Directors</i>
<i>Article 7</i>	<i>Executive Board: Elected Officers and Duties</i>
<i>Article 8</i>	<i>Meetings</i>
<i>Article 9</i>	<i>Finances</i>
<i>Article 10</i>	<i>Purchase of Liability Insurance</i>
<i>Article 11</i>	<i>Amendment and Revision of Bylaws</i>
<i>Article 12</i>	<i>Parliamentary Authority</i>
<i>Article 13</i>	<i>Public Disclosure Policy</i>
<i>Article 14</i>	<i>Document Retention Policy</i>
<i>Article 15</i>	<i>Dissolution of Corporation</i>

## **STANDING RULES**

### **Table of Contents**

<i>A.</i>	<i>Adoption of Standing Rules</i>
<i>B.</i>	<i>Dues</i>
<i>C.</i>	<i>Guest Fees</i>
<i>D.</i>	<i>Workshop Fees</i>
<i>E.</i>	<i>Activities Cancellation Policy</i>
<i>F.</i>	<i>Termination of Membership for Cause</i>
<i>G.</i>	<i>Unbudgeted Expenses</i>
<i>H.</i>	<i>Procedural Manual</i>

## **BYLAWS**

### **ARTICLE 1            NAME OF CORPORATION**

The name of the Corporation is Westside Quilters, a nonprofit Corporation organized under the Nonprofit Public Benefit Corporation Law for public and charitable purposes and herein referred to as “the Guild.”

### **ARTICLE 2            PURPOSE OF THIS CORPORATION**

- Section 1:        The specific Purpose of this Corporation is to promote educational and charitable endeavors among quilters; to instruct members in methods and techniques of traditional and contemporary creative quilting; to encourage philanthropic projects among members and within the community; and to inspire personal achievement. The Purpose of this Corporation is irrevocable.
- Section 2:        This Corporation is organized and operated exclusively for charitable and educational purposes within the meaning of Internal Revenue Code section 501(c)(3).
- Section 3:        No part of the net income or assets of this Corporation shall ever inure to the benefit of any director, officer or member thereof or to the benefit of any private person. The Guild will not tolerate any conflict of interest transactions involving members, elected officers, or the Board of Directors.

### **ARTICLE 3            PHILANTHROPY, EDUCATION AND SERVICE**

- Section 1:        Guild members are dedicated to providing quilts, other items, and cash donations to certified nonprofit organizations for distribution to those in need. Members are asked to record their philanthropic gifts as part of their membership renewal qualifications. It is recognized that the Guild members may belong to other private quilt organizations and may donate their work through those organizations.
- Section 2:        Guild members are dedicated to promoting quilt education and mentoring of new quilters. Scholarships are given for certain Guild activities.
- Section 3:        Guild members pledge to perform several service hours each year.

### **ARTICLE 4            MEMBERSHIP**

- Section 1:        Membership shall be open to anyone interested in quilting and related fiber arts.
- Section 2:        One category of membership, Active Membership, is offered by the Guild.
- Section 3:        Active Members participate in all activities of the Guild, are eligible to vote, may hold office, may attend General Meetings without fee, are entitled to the Guild newsletter, and shall pay annual dues as established in the Standing Rules.
- Section 4:        Membership renewal is contingent on satisfying the general philanthropic, educational and service principles of the Guild.

### **ARTICLE 5            VOTING RIGHTS, NOMINATIONS, AND ELECTIONS**

- Section 1:        Each paid Active Member has one vote in any General Meeting or Special Meeting.
- Section 2:        Absentee ballots are allowed at General Meetings or Special Meetings. Absentee ballots are to be sealed in an envelope and signed on the outside and submitted to the presiding officer of the meeting at the time of voting **or submitted by email.**

- Section 3: The President may call for a vote of the general membership or the Executive Board via email. Such votes are as binding as if conducted in person and must be a majority as defined under Quorum [Article 8 (e)].
- Section 4: Voting by proxy is not allowed.
- Section 5: Any paid Active Member who meets minimum participatory standards is eligible to serve in any elected or appointed office. **Two or more** individual members can serve together as one officer or chairman.
- Section 6: Elected officers and appointed individuals serve for a one-year term concurrent with the Guild's fiscal year.
- Section 7: Elected officers and appointed individuals may serve no more than two one-year terms in the same office. **An exception can be made by a resolution voted on by the Executive Board and approved by a vote of the General Membership.**
- Section 8: ~~The President is to appoint a Nominating Committee Chairman from among the current Executive Board members before April 1 of each fiscal year.~~ **One of the duties of the Vice President is to Chair the Nominating Committee .** The Chairman is to solicit at least two volunteers from the membership to serve on the Committee. Members of the Nominating Committee cannot serve in the same capacity more than once every three fiscal years. The ballot of nominees is to be published, via email to the membership or via the Guild newsletter, before May 1 of each fiscal year.
- Section 9: Elections of officers is to take place at the May General Meeting each fiscal year, with duties of the new officers to be assumed as of June 1 each fiscal year.
- Section 10: Resignations of officers and appointed positions are to be in writing to the President, and take effect upon acceptance by the Executive Board. Involuntary removal of officers and appointed positions needs a two-thirds vote of the membership, either by e-mail or at a General Meeting. The President may appoint officers and appointed positions in circumstances where the office/position is vacated, such substitutes to serve until the next fiscal year election; such appointments to be ratified at the next General Meeting. If the President's office is vacated, the Vice President assumes the office.

## ARTICLE 6

### **THE BOARD OF DIRECTORS**

- Section 1: Three non-Guild member individuals of high standing shall form the Westside Quilters Board of Directors. Such Directors shall not be relatives or business associates of any Guild member. Directors are not paid.
- Section 2: Each Director shall be elected for a one-year term concurrent with the Guild fiscal year. Elections are to take place at the May General Meeting for the following fiscal year. The Executive Board has the authority to nominate the Directors for election.
- Section 3: The Board of Directors shall review the financial results of the Guild and approve the proposed annual budgets before presentation to the general membership. The Board of Directors may be called upon to advise the Executive Board as necessary.

## ARTICLE 7

### **EXECUTIVE BOARD: ELECTED OFFICERS AND DUTIES**

- Section 1: The elected Officers of the Board are President, Vice President, Secretary, Treasurer, Newsletter Editor, Website Manager, and President Emeritus.  
*[Amended May 2014 to add President Emeritus.]*
- Section 2: The elected Chairs of the Standing Committees are: Membership Committee Chair, Philanthropy and Education Committee Chair, and Program Committee Chair. Each Chair is to form their own Committee from Active Members.
- Section 3: The elected Officers and elected Chairs of the Standing Committees are known collectively as "Officers". All Officers serve on the Executive Board and have one vote each.

- Section 4: Historian/Photographer is an Auxiliary Position. The Historian/Photographer is appointed by the President, and does not serve on the Board.
- Section 5: The President may appoint additional Auxiliary Positions with the approval of the Board.
- Section 6: General duties of the Officers include: Performance of duties as defined in the Bylaws or assigned by the President or Executive Board; submission of appropriate budget items and expense items as requested; submission of material in a timely manner to the Newsletter Editor as requested; representation of Westside Quilters within the community.
- Section 7: Duties of the PRESIDENT: To preside over meetings of the Executive Board and General Meetings; to ensure that Executive Board recommendations are submitted to the membership and carried out if approved; to advise the general membership of Executive Board actions; to appoint Officers or Committees as needed; to act as *ex officio* member of all Committees except Nominating; to secure and contract for facilities for General Meetings; to co-sign all speaker/teacher contracts; to determine when a review of the Bylaws is necessary and to appoint a committee to revise the Bylaws and to present same to the Executive Board and the general membership for approval.
- Section 8: Duties of the VICE PRESIDENT: To preside over meetings the absence of the President; to represent the Guild at the Southern California Council of Quilt Guilds (SCCQG) and to report on SCCQG activities in the newsletter. **The Vice President chairs the Nominating Committee.**
- Section 9: Duties of the SECRETARY: To record the minutes and votes of the Executive Board meetings and General Meetings and distribute for approval in a timely manner; to publish the minutes in the newsletter; to preside over meetings in the absence of the President and Vice President; to act as Parliamentarian as needed.
- Section 10: Duties of the TREASURER: To prepare monthly and annual financial reports for presentation at Executive Board and General Meetings, and to publish same in the newsletter; to prepare budget updates for the Executive Board; to make deposits, write checks and maintain the Guild bank accounts; to collect sales tax as necessary; to submit financial reports and other reports as required by the State of California, the Internal Revenue Service, and the Federal government, and other government agencies, in conjunction with an independent Certified Public Accountant; to prepare budgets with the President and other officers; to service the Guild's post office box.
- Section 11: Duties of the NEWSLETTER EDITOR: To prepare monthly newsletter approximately the first of every month; to distribute the newsletter via email only and to furnish the newsletter to the Website Manager for inclusion on the Guild website.
- Section 12: Duties of the WEBSITE MANAGER: To maintain and update the Guild website, [www.WestsideQuiltersLosAngeles.org](http://www.WestsideQuiltersLosAngeles.org); to monitor Guild website inquiries and forward them to the appropriate Guild Officers; to maintain photos on the website for a ~~maximum~~-**minimum** of two years; to keep current the website domain account and registration.
- Section 13: Duties of the MEMBERSHIP COMMITTEE CHAIR: To collect membership dues and to notify members of dues delinquencies; to collect guest visitor fees at General Meetings; to maintain the member roster, updating as necessary, for posting on the Members Only section of the website; to maintain attendance records at meetings for quorum purposes; to coordinate formation of minigroups; to maintain records of Guild service hours.
- Section 14: Duties of the PHILANTHROPY COMMITTEE CHAIR: To provide information about philanthropic activities and educational opportunities to members; to maintain records of member and minigroup philanthropic and educational contributions; to seek out scholarship candidates for free attendance at guild workshops; to oversee members interest in mentoring individuals or charitable groups.
- Section 15: Duties of the PROGRAM COMMITTEE CHAIR: To select and contract program participants for the General Meetings and Workshops and other events such as field trips; to secure and contract for facilities for Workshops; to publish the schedule of programs in the newsletter; to take reservations and collect fees for Workshops and events, or, alternately, to appoint with Executive Board approval, a Workshop

Coordinator to assume these functions; to coordinate travel and lodging and special requests of speakers and teachers; to maintain Guild equipment, or borrow such equipment, for use at General Meetings and Workshops.

Section 16: Duties of the HISTORIAN/PHOTOGRAPHER: To maintain permanent files (digital or other) of publicity, printed materials and photographs of Guild activities and events; to act as Photographer at Guild meetings and events with such photographs to be used on the Guild website, for archival filing, and for publicity purposes.

Section 17: Duties of the PRESIDENT EMERITUS: To assist President for one year after conclusion of final elected term.  
*[Section 17 adopted May 2017.]*

## ARTICLE 8                    **MEETINGS**

Section 1: Four General Meetings are to be held each year, occurring on the second or third Saturday of the months of February, May, August and October, or as designated by the Board. The meetings are held in ~~Westwood~~, **West Los Angeles**, California.

Section 2: Executive Board Meetings are held a minimum of four times each year. Executive Board Meetings are called by the President with a minimum of seven days' notice. Board Meetings are open to all members. Board Meeting minutes are published in the newsletter.

Section 3: The May General Meeting each year is designated as the Annual Meeting.

Section 4: Special Meetings are called to consider one or more items as specified in a Meeting Notice sent with at least seven days' notice. Special Meetings can be called by the President, the simple majority of the Board, or by 25% of the paid Active Members.

Section 5: At General Meetings, a quorum is considered to be 40% of paid Active Members. At Board Meetings a quorum is considered to be 40% of elected officers.

## Article 9                    **FINANCES**

Section 1: The fiscal year of the Guild is from June 1 to May 31 each year.

Section 2: The Guild maintains one checking account and instruments of deposit as necessary. The President, Vice President and Treasurer each have signing authority with two signatures required for all checks and other banking transactions.

Section 3: The Treasurer chairs a Budget Committee with the President and the newly elected Treasurer to prepare an annual Budget for approval of the Board of Directors and Executive Board prior to the May General Meeting. The budget is to be published in the newsletter prior to the May General Meeting where it is to be presented for membership approval. .

Section 4: The Board selects a Certified Public Accountant (CPA) each year to prepare Guild annual tax returns. The Treasurer provides financial data to the CPA and coordinates mailing of the returns. **The Board may also authorize the Treasurer to prepare these tax returns.**

Section 5: A financial audit is to be performed by a CPA contracted by the Guild. A physical inventory of assets is to be performed if and when the Guild acquires physical assets.

Section 6: All donors to receive written **or digital** acknowledgement of their charitable contributions **of over \$25.00** to Westside Quilters.

## Article 10                    **PURCHASE OF LIABILITY INSURANCE**

The Guild must maintain general liability insurance, and directors and officers liability insurance. By virtue of membership in the Southern California Council of Quilt Guilds, this insurance is available at nominal cost.

Article 11                    **AMENDMENT AND REVISION OF BYLAWS**

Bylaws may be amended at any General Meeting by a sixty percent (60%) vote of the members present, provided that the amendment has been submitted in writing to each member at least 10 days prior to the General Meeting at which the amendment is put before the members for a vote.

Article 12                    **PARLIAMENTARY AUTHORITY**

Parliamentary authority shall be governed by the rules contained in the current edition of "Robert's Rules of Order, Newly Revised" wherever applicable and not inconsistent with these Bylaws.

Article 13                    **PUBLIC DISCLOSURE POLICY**

The Guild website is to contain a section of corporate documents, including the Articles of Incorporation, the Bylaws and Standing Rules. Portions of the Form 1023 Application for Recognition of Exemption Under Section 501(c)3 of the Internal Revenue Code are to be permanently on the website. The current annual tax filings also will be available on the website. The Guild will furnish printed copies of any document as requested by a member of the Guild free of charge.

Article 14                    **DOCUMENT RETENTION POLICY**

Historical financial records, minutes of Executive Board and General Meetings, and photographic records of Guild-sponsored events are to be maintained in safe housing for a minimum of ten years. Original incorporation and certifications to be maintained in perpetuity.

Article 15                    **DISSOLUTION OF CORPORATION**

Upon the dissolution of this Guild, after payment or provisions for payment of all debts, assets shall be distributed to another organization legally organized and operated for charitable purposes and with 501(c)3 status.

**STANDING RULES**

Standing Rules define the details of the administration of the Guild Bylaws.

- Section A:     A Standing Rule can be adopted by a majority vote at a Board Meeting or General Meeting without previous notice, providing a quorum of eligible members is present.
- Section B:     Annual dues are \$50.00. Annual dues are payable June 1 and are considered delinquent if not paid on August 1. Membership privileges are suspended for members who do not pay dues by August 1.
- Section C:     A visitor guest fee of \$10.00 will be imposed for non-Guild members attending General Meetings.
- Section D:     The Guild Workshop fees will vary dependent on Guild expenses which are primarily teacher fees and facility rentals. The Guild is not intent on profiting from workshops.
- Section E:     Refunds of paid Workshop or Event registrations will be made only if the cancelled space can be filled. If a replacement for the cancelled space cannot be found, the registration fee is forfeited in full.
- Section F:     The Executive Board may terminate the membership of any individual for cause, such as failure to return Guild property, release of proprietary information, or other activities deemed harmful to the Guild.



- Section G: The Executive Board may authorize individual, unbudgeted expenditures up to ~~\$300.00~~ **\$500.00** without approval of the full membership. Such expenditures need to be revealed to the membership at the earliest possible date.
- Section H: Each officer is responsible for maintaining a Procedural Manual for their particular office. Officers elected in the first year of the Guild are responsible for originating such a Manual.
- Section I: Partial-year dues of \$30.00 applicable for the December 1 to May 31 period.  
*[Adopted May 2014.]*

*As adopted by the General Membership on February 12, 2011. Amended by the General Membership October 19, 2019.*

